

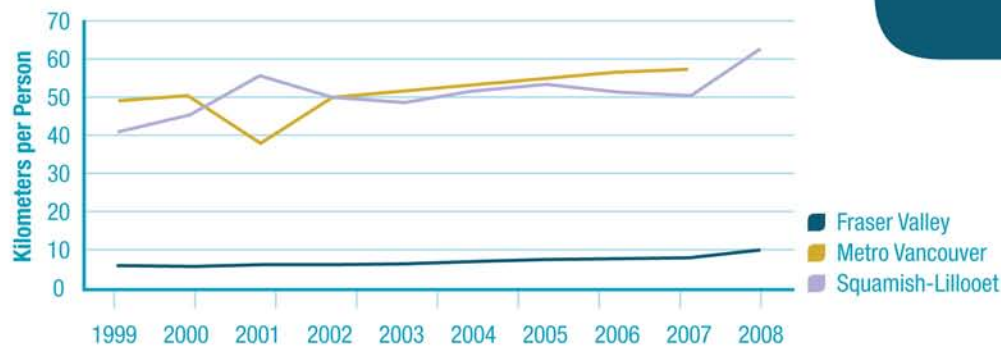
# Transportation

Transportation networks can support vibrant communities and economies by moving goods and people and by providing access to amenities, services, and opportunities.



## PUBLIC TRANSIT

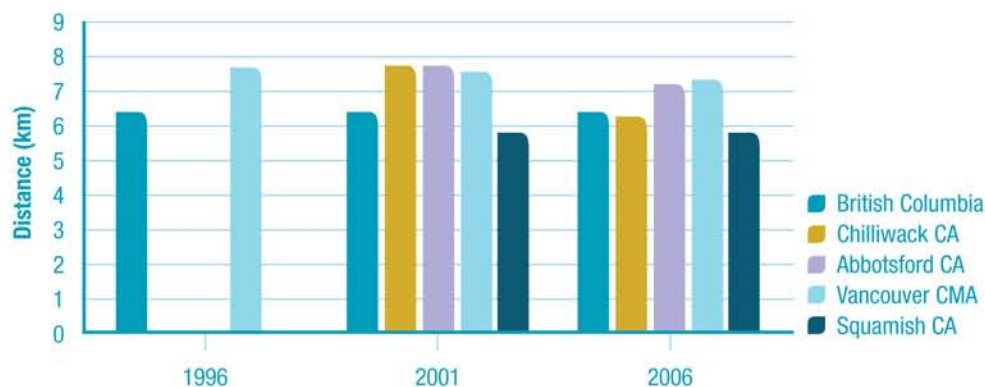
Transit Service Kilometers Per Capita in the Lower Mainland (1999–2008)



◀ Transit service grew steadily across the Lower Mainland from 1999 to 2008.

## COMMUTING

Median Commuting Distance in the Lower Mainland (1996; 2001; 2006)



◀ Commutes got shorter from 1996 to 2006. A significant proportion of commutes to work were less than 5km.

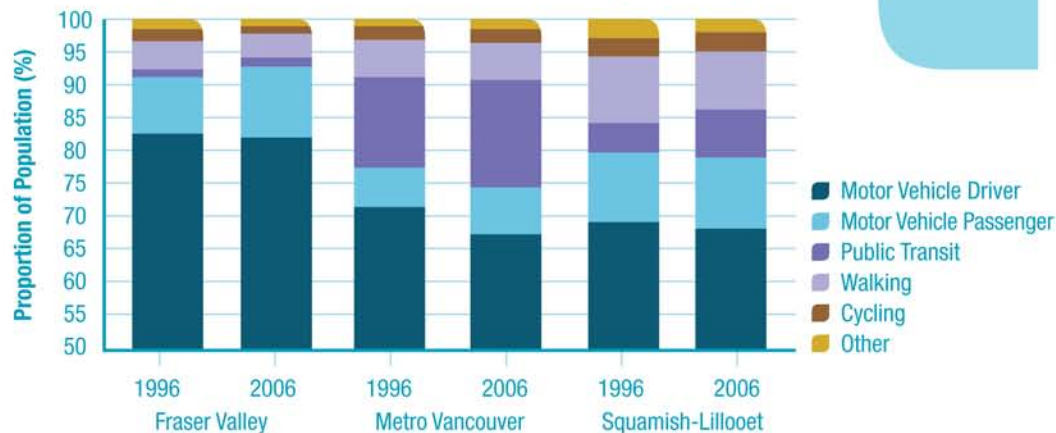
# Transportation

Transportation is greatly influenced by land use. High density and mixed use developments can make it easier for people to walk and cycle more, and drive less.



## MODES OF TRANSPORTATION

Mode of Transportation to Work in the Lower Mainland (1996; 2006)



Note: this graph starts at 50%, therefore an additional 50% of commuters were motor vehicle drivers

◀ Although more people walked, cycled, and carpoled in 2006 compared with 1996, most commuters continued to drive alone.



## SUSTAINABILITY IN ACTION

The E3 Fleet program helps private and public sector fleets increase fuel efficiency and reduce emissions.